

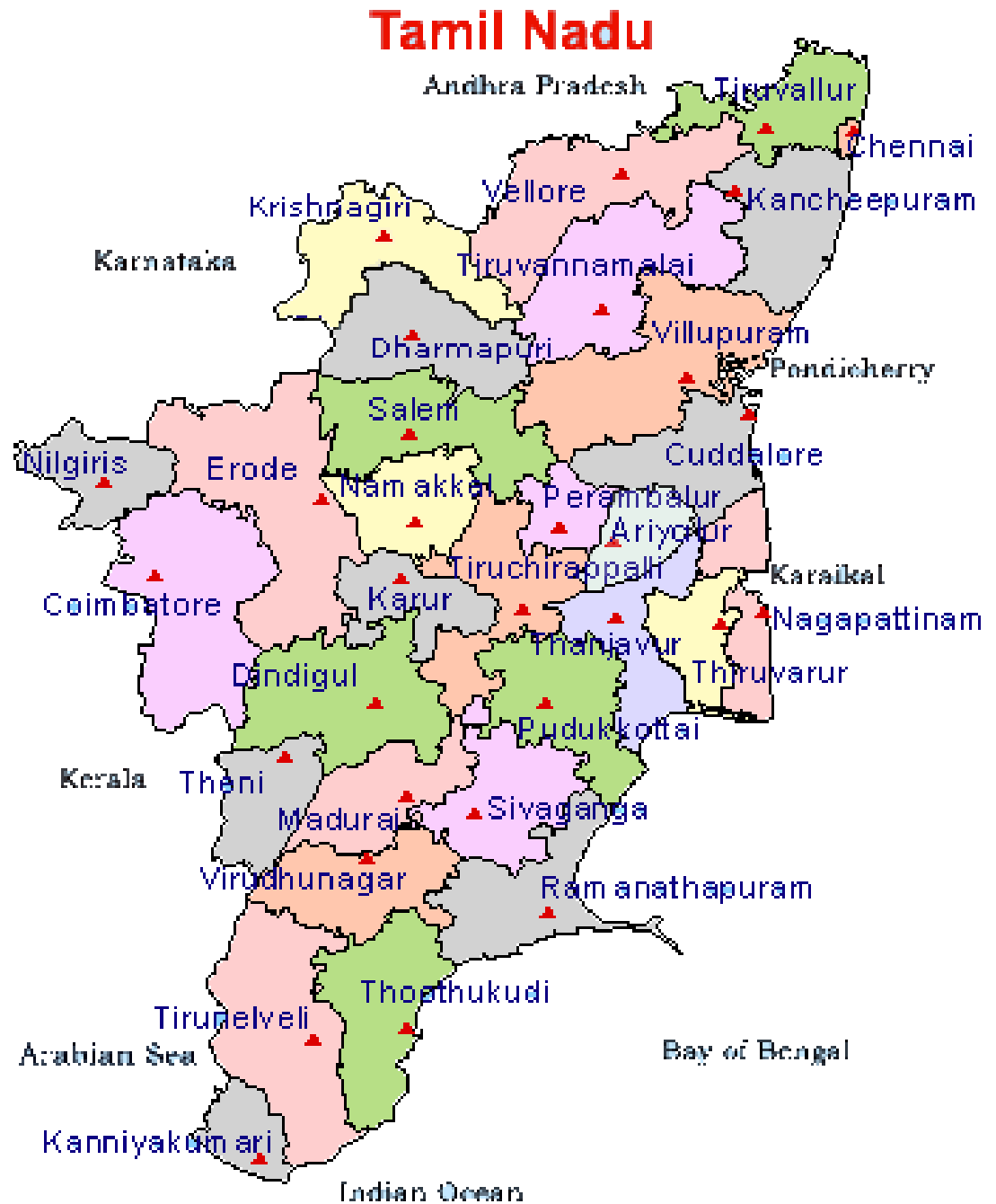


Presentation on Watershed Programmes

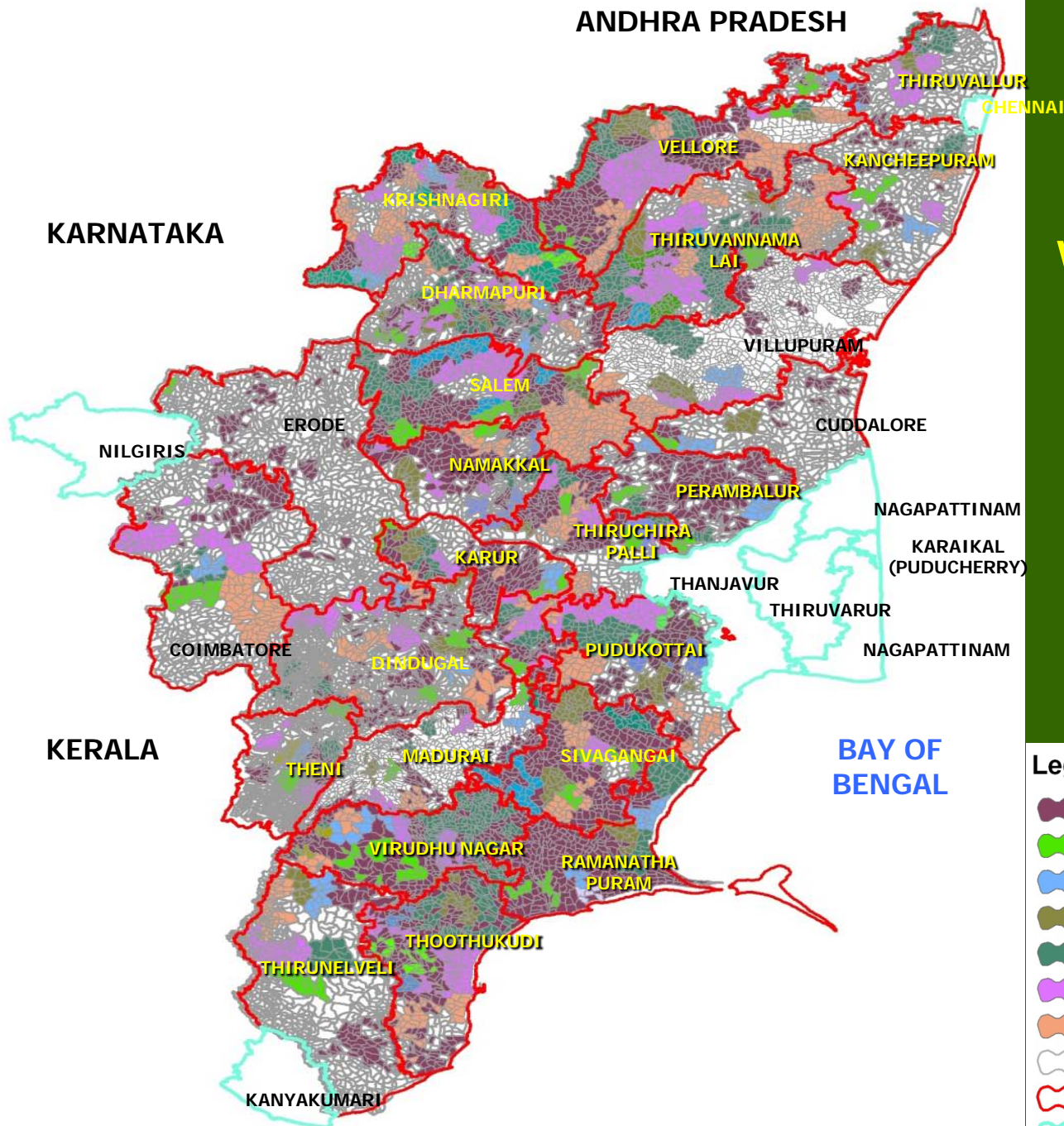
DPAP, IWDP & IWMP

Tamil Nadu

Districts



ANDHRA PRADESH



WATERSHED MAP OF TAMILNADU

Legend

- ALREADY TREATED AREA
- IWMP 2009 - 10
- IWMP 2010 - 11
- IWMP 2011 - 12
- IWMP 12th V Year Paln
- IWMP 13th V Year Paln
- IWMP 14th V Year Paln
- UNTREATABLE AREA
- TNDist
- Cauvery Basin/Hilly Track/Metro/Union Ter.

IWMP 2009 - 10

- Total No. of Projects sanctioned – 50.
- Total No. of Watersheds sanctioned – 544
- Area Sanctioned for Treatment – 2.49 lakh Ha.
- Total Project Cost – Rs.299.43 Crores
- 6 % Fund Released –
 - GOI – Rs.16.17 Crores.
 - State Share – Rs.1.35 Crores.
- Expenditure incurred
 - SLNA – Rs.34.48 lakhs
- Watershed Cell cum Data Centre (WCDC)
 - Admin – Rs.14.41 lakhs
 - DPR – Rs.20.14 lakhs

IWMP 2009 – 10 contd....

Status of Implementation

- Watershed Committees formed and Registered
- Bank Accounts opened for Watershed Committees
- Awareness Campaigns Completed
- Base Line Survey (BLS) & Participatory Rural Appraisal Exercise (PRA) under progress
- Preparation of Detailed Project Report (DPR) & Annual Action Plan (AAP) under progress
- Entry Point Activity (EPA) works under Progress wherever BLS and PRA Completed

CAPACITY BUILDING – Institutions identified

- Central Soil and Water Conservation Research and Training Institute, Ooty
- ICRISAT, Hyderabad & Tamil Nadu Agricultural University, Coimbatore
- NIRD, Hyderabad & SIRD, Chennai
- Tamil Nadu Veterinary University, Chennai
- Agriculture Research Station, Kovilpatti & Aruppukottai
- State Forest College, Coimbatore
- Gandhigram Rural University, Dindigul
- Forest Research Institute, Dehradun
- Indian Institute of Remote Sensing, Chennai
- Horticulture College & Research Institute, Periyakulam
- Reputed NGOs in the State

IWMP 2010 - 2011

- No. of Districts covered – 24
- No. of Blocks covered – 58
- No. of Projects proposed – 56
- No. of Micro Watersheds – 569
- Area Proposed (in Ha.) – 3.08 lakhs
- Total Project Cost – Rs.360 crores
- Area proposed increased by 0.58 lakh Ha, due to inclusion of untreated NWDPRA Watersheds

- Preparation of PPR under progress & will be submitted to the Steering Committee during 2nd week of June 2010.

Details of completed & ongoing DPAP Projects

Sl. No.	Batch	No. of Watersheds	Completed	Ongoing	CR Details
1	I (1995 – 2000)	297	297	-	Submitted
2	IV (1998 – 2003)	103	103	-	Submitted
3	V (1999 – 2004)	299	216	83	Impact Evaluation *
4	VII (2001 – 2006)	61	20	41	Impact Evaluation *
5	VIII (2002 – 2007)	144	27	117	Impact Evaluation *
6	IX (2003 – 2008)	160	90	70	Works under Progress
7	X (2004 – 2009)	160	6	154	Works under Progress
8	XI (2005 – 2010)	190	-	190	
9	XII (2006 – 2011)	208	-	208	No Overdue Project
Total		1622	759	863	

* Impact Evaluation is being conducted by Tamil Nadu Agricultural University (TNAU) & Independent Evaluators.

Details of completed & ongoing IWDP Projects

Sl. No.	Project	No. of Projects	No. of Watersheds			CR Details
			Total	Completed	Ongoing	
1	Project – I (1993-2001)	5	35	35	-	Submitted
2	With out State's Share (1998-2004)	9	120	120	-	Submitted
3	With State's Share (2000-06)	13	208	132	76	Impact Evaluation *
4	Hariyali – I (2003-08)	11	110	50	60	Impact Evaluation *
5	Hariyali – II (2004-09)	10	101	30	71	Works under Progress
6	Hariyali – III (2005-10)	27	269	-	269	
7	Hariyali – IV (2006-11)	10	102	-	102	
	Total	85	945	367	578	

Overdue Project – Tiruvallur – II foreclosed & included in IWMP 2010 – 11.

*** Impact Evaluation is being conducted by TNAU & Independent Evaluators.**

FUND RELEASED, UTILISED & Area Treated ONGOING DPAP Batches (As on March 2010)

(Rs. in Crores)

(Area in Ha.)

Batch	No. of Water sheds	Project Cost	Fund Released	Utilised	Area Treated
V	299	59.80	56.61	56.71	141636
VII	61	18.30	15.47	15.24	25548
VIII	144	43.20	34.81	33.59	56469
IX	160	48.00	43.86	42.80	71613
X	160	48.00	37.63	36.12	61694
XI	190	57.00	44.22	40.24	67012
XII	208	62.40	42.22	36.58	60476
Total	1222	336.70	274.82	261.28	484448
	% of Achievement			95	95

FUND RELEASED, UTILISED & Area Treated ONGOING IWDP Projects (As on March 2010)

(Rs. in Crores)

Area in Ha.

Batch	Number of Water sheds	Project Cost	Fund Released	Utilised	Treated Area
With out State's Share (1998-2004)	120	24.73	24.43	24.12	60800
With State's Share (2000-06)	208	62.88	59.38	58.43	97910
Hariyali – I (2003-08)	110	33.00	29.18	27.96	45563
Hariyali – II (2004-09)	101	30.62	24.53	21.96	37743
Hariyali – III (2005-10)	269	80.54	56.56	49.77	74938
Hariyali – IV (2006-11)	102	30.44	18.19	14.96	23743
Total	910	262.20	212.26	197.20	340697
% of Achievement				93	93

Pending UCs for fund released upto 2008 – 2009

(Rs. in Crores)

Details	DPAP	IWDP
Fund Released	191.74	185.28
UCs submitted	177.50	174.35
Unspent Balance as on 01.04.2010	16.74	17.20
Reason for delay		
Mid-Term Evaluation under Progress	3 Projects	4 Projects
Impact Evaluation under Progress	11 Projects	9 Projects
Balance Projects	19 Projects	9 Projects
Probable Date of Submission	30.06.2010	30.06.2010

ONLINE PROGRESS - Updation

- Monthly Progress Report (MPR)
 - State Level – Updated upto April 2010
 - District Level – DPAP – 82 %
 - IWDP – 71 %
- Quarterly Progress Report (QPR)
 - District Level – DPAP – 55 %
 - IWDP – 43 %
- Problems in Updation :
 - After 21 QPRs data could not be entered.
 - For Completed Projects QPR entry is shown due
- Solutions :
 - For Projects in Extension, System Analyst of NIC may be informed by DoLR.
 - For Completed Projects QPR entry need not be provided.

Inspection of Farm Pond by Hon'ble Union Home Minister & Hon'ble Deputy Chairman (UPC) in Sivagangai District on 19th January 2008



Scheme – IWDP

Village – Arasanai Muthupatti

Size of Pond – 15 x 10 x 1.8 Meter.

Cost Rs.29,000



Crops raised – Onion, Chillies & Herbal Plants (2 Acre)

Pisciculture for 1 season – Net Additional Income – Rs.48,000 / year.

Watershed Development Activities

Fodder Development

DPAP



Crop raised – CO.4 Fodder Grass.

No. of farmers – 54.


Area cultivated 0.10 acre per farmer.

Milk Produced – 14 litres per day per cow.

Additional Income – Rs.4,000 per month per farmer.

Land Development Work

Before Execution



IWDP

- Wasteland developed & brought to cultivation
- Crops grown – Sesamum & Bajra
- Area – 1.50 Ha.
- Cost – Rs.9,000
- Income – Rs.13,000 / year

After Execution



IWDP

Self Help Group Members Skill Upgradation Training

Vegetable seedling production in trays



District - Dindigul Block - Vedachandur Watershed - Vaivesupuram
Name of Work - SHG Nursery Cost - Rs. 25,000/-

Delay in preparation of Nursery due to water shortage is avoided.
Water Use efficiency is increased and water is saved upto 60 %
Wage employment created & Additional Income Rs.60,000 per year
for the Self Help Group.

CONVERGENCE ACTIVITIES

SGSY



Points for Consideration of GOI

- Deduction of Accrued Interest / Sharing of Accrued Interest on Prorate Basis for State Share under IWDP – **Intervention Requested.**
- Provision of vehicles to the district DPAP / IWDP / IWMP Officials for effective supervision and implementation.

THANK YOU