

# **PRESENTATION**

**OF**

**Integrated Watershed Management Programme  
(IWMP)**

**&**

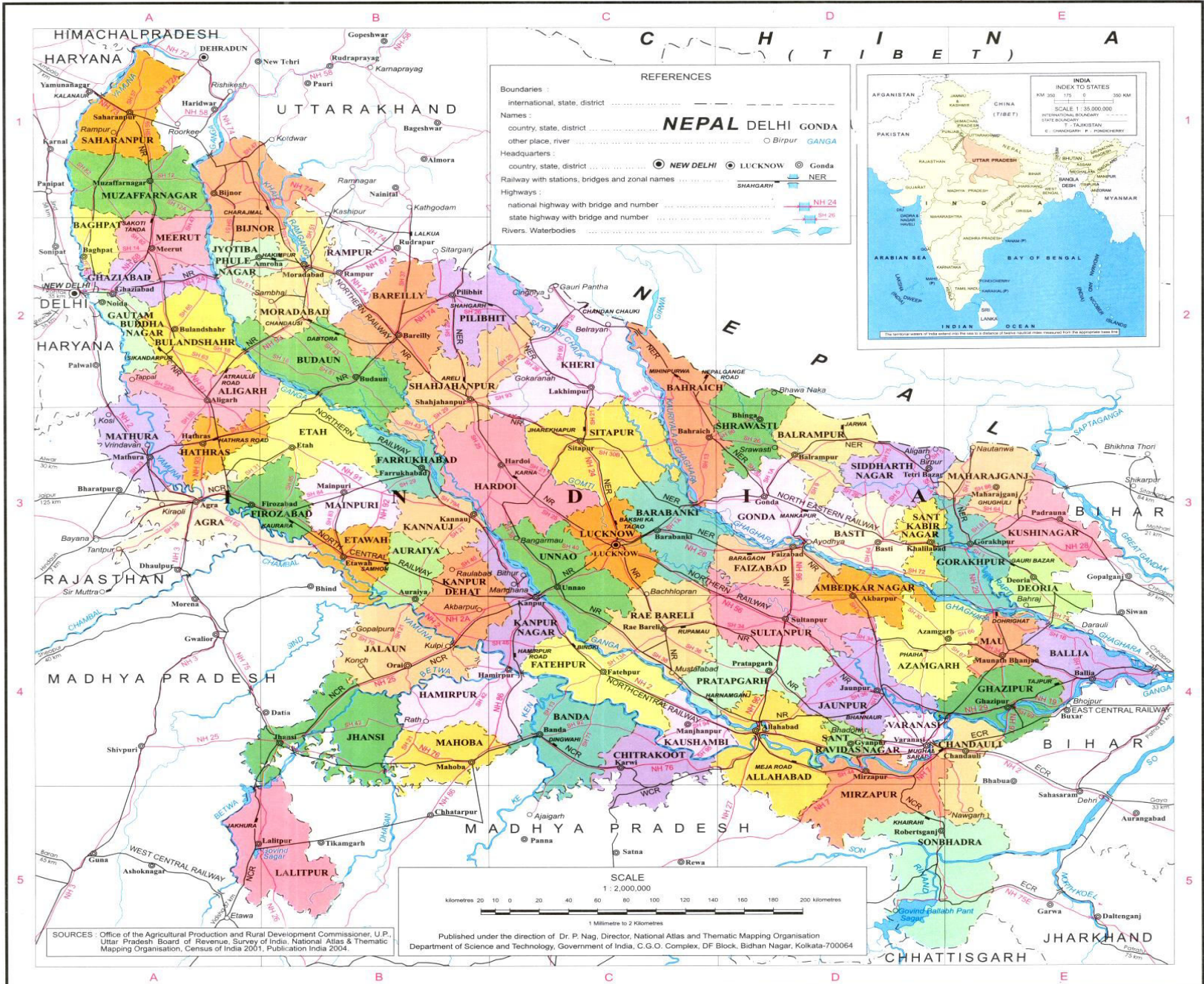
**Pre-IWMP (IWDP, DPAP)**

**2010-11**

**Uttar Pradesh**

**by**

**Land Development & Water Resources Department, Govt. of U.P.**



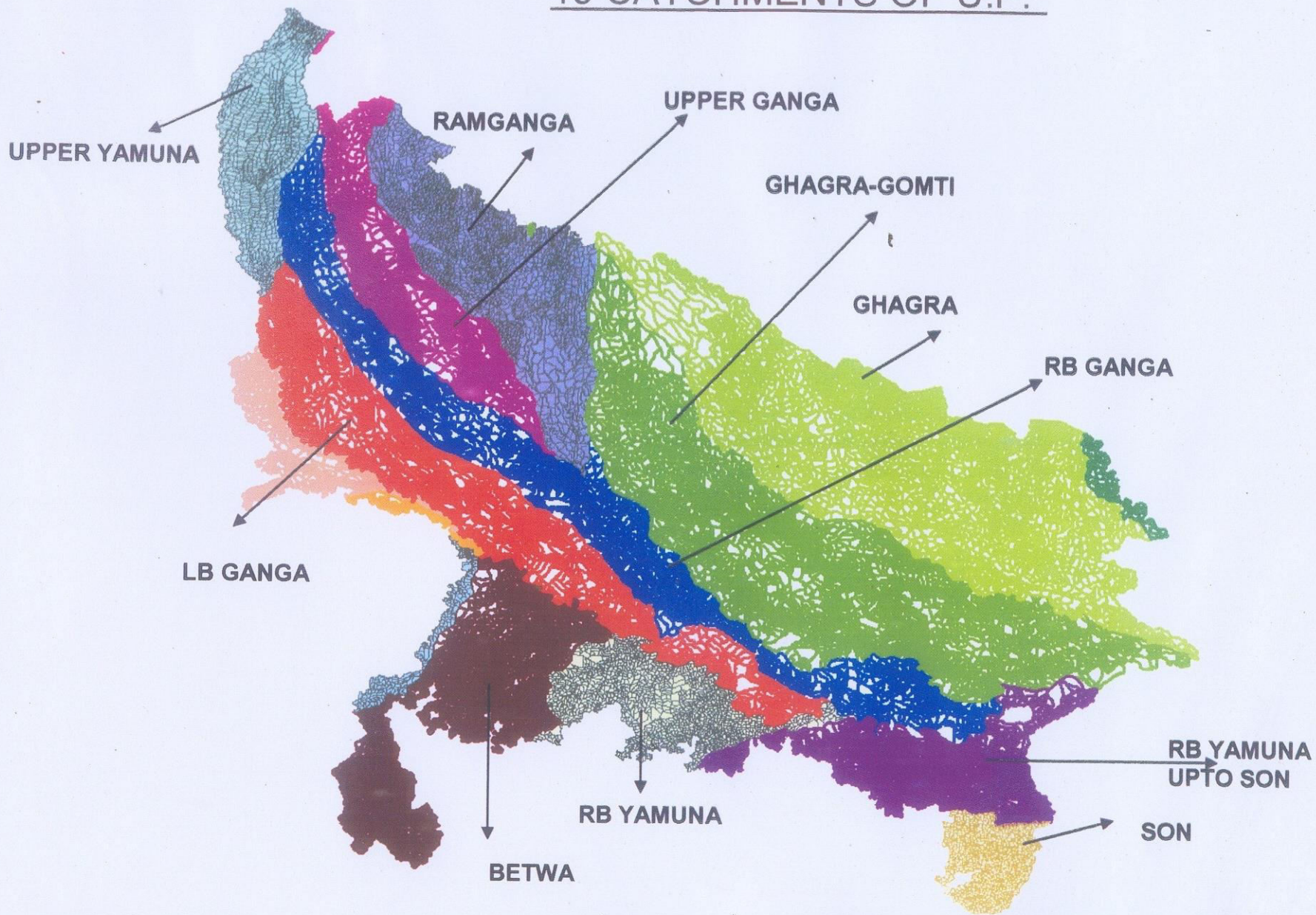
# A. INTEGRATED WATERSHED MANAGEMENT PROGRAMME (IWMP)

## At a Glance

- **Number of Districts** - 71
- **No. of Blocks** - 820
- **Total no. of Revenue Villages** - 1,07,451
- **Total no. of Gram Panchayats** - 52,000
- **Total Population (2001 Census)** - 16.62 Crores
- **SC/ST Population** - 3.53 Crores (21.25%)
- **Total Population of BPL** - 4.96 Crores (29.85%)
- **Total Population of Landless** - 3.08 Crores (18.54%)
- **Total no. of Microwatersheds in the state** - 21278 (Area 240.93 lac. ha.)
- **Total no. of Microwatersheds covered in the State** - 12172 (Area 111.77 lac ha.)
- **Net Microwatersheds to be covered(2009-2027)** - 7863 (Area 80.11 lac. ha.)



# 15 CATCHMENTS OF U.P.

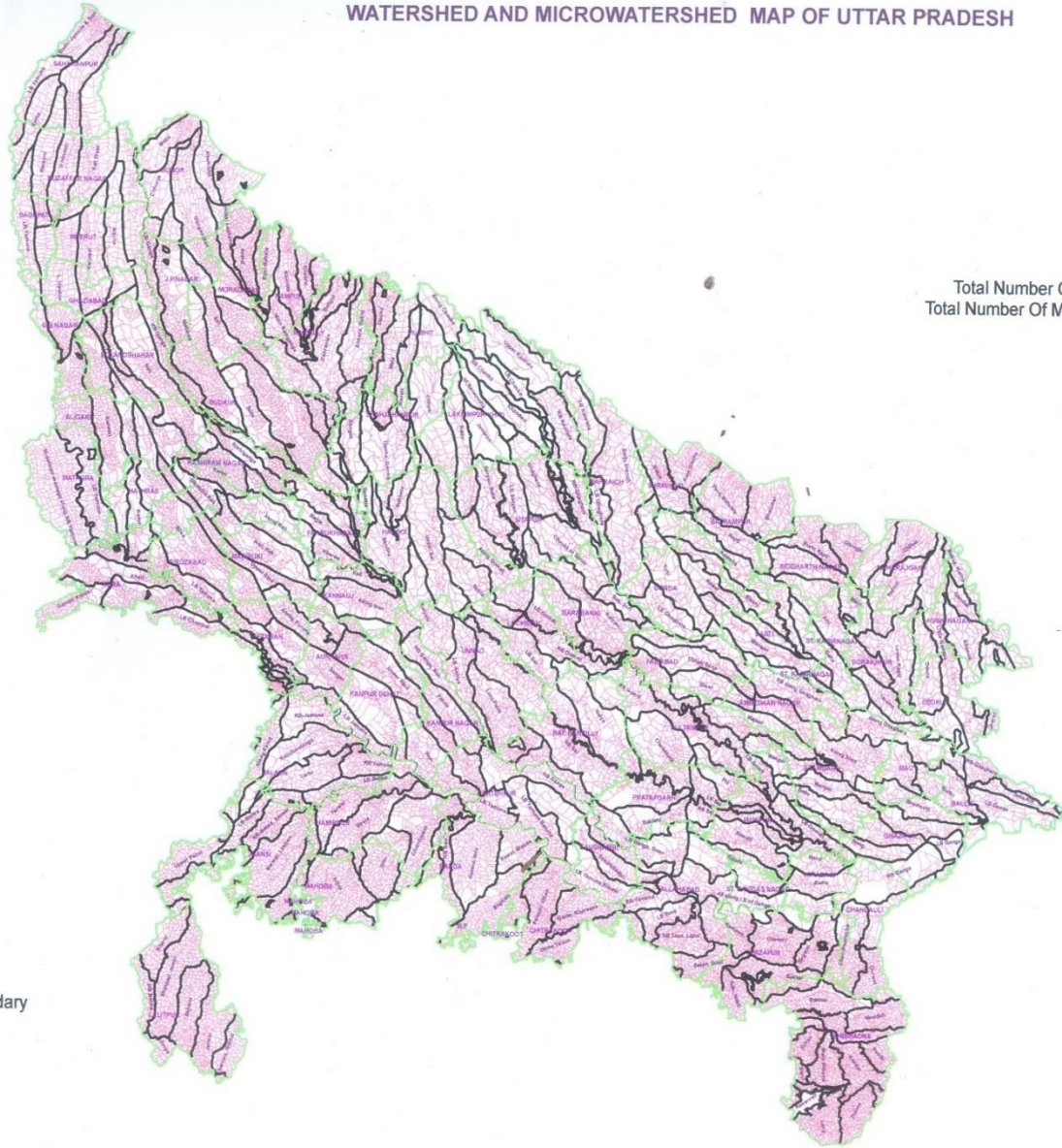




# WATERSHED AND MICROWATERSHED MAP OF UTTAR PRADESH



Total Number Of Watershed:328  
Total Number Of Microwatershed:21278



## Legend

-  Watershed Boundary
-  Micro watershed Boundary
-  District Boundary



Prepared by



Remote Sensing Applications Centre, Uttar Pradesh,  
Sector-G, Jankipuram, Kursi Road  
Lucknow  
20008

# 1(a). Details of Sanctions Under IWMP During 2009-10

Status	61 Districts of State	07 Districts of Bundelkhand	68 Districts of the State
• No. of Projects	71	27	98
• No. of MWS	646	217	863
• Projects Area	354403 ha.	135000 ha.	489403 ha.
• Total Cost of projects	Rs. 425.2836 Cr.	Rs. 162 Cr.	Rs.587.2836 Cr.
• GOI Share (90%)	Rs. 382.75 Cr.	Rs. 145.80 Cr.	Rs.528.55 Cr.
• Amount sanctioned by GOI (6% of Projects Cost)	Rs. 22.965 Cr.	Rs. 8.748 Cr.	Rs. 31.713 Cr.
• Amount released by GOI			Rs. 22.68 Cr.
• Amount released by GOI in Institutional fund			Rs. 5.27 Cr.
• Amount yet to be released by GOI for 22 Distt.			Rs. 9.03 Cr.

# 1a(1)-Status of 71 Projects (IWMP) of the 61 Districts (U.P) 2009-10

approved by Steering Committee on 23-12-09 & 10-03-10

S. No.	Names of Districts	STATUS	No. of Project	No. of MWS	Project Area (Geo Area) (ha)	Rainfed Area (ha)	Project area proposed for treatment (in ha)	Cost (in Crore)	P.I.A
1	40 Districts	Approved by Steering Committee on 23-12-2009	40	405	305488	244459	220015	264.02	S.C Unit of LDWR
<b>Total</b>	21	Approved by Steering Committee on 10-03-2010	<b>31</b>	<b>241</b>	<b>197727</b>	<b>148239</b>	<b>134388</b>	<b>161.3</b>	S.C Unit of LDWR
<b>G.Total</b>	61		71	646	503215	392698	354403	425.32	

# Status of 27 Projects (IWMP) of the 07 Districts (Bundelkhand Region of U.P)

2009-10 approved by Steering Committee on 28-01-10

S. No.	Names of Districts	STATUS	No. of Project	No. of MWS	Project Area (Geo Area) (ha)	Rainfed Area (ha)	Project area proposed for treatment (in ha)	Cost in Crore	P.I.A
1	07 Districts	Approved by Steering Committee on 28-01-2010	27	217	169635	149969	135000	162.0	S.C Unit of LDWR
<b>G Total</b>	68 Distts		98	863	672850	542667	489403	587.32	

# 1a(2)- 40 Projects (IWMP) of the 40 Districts (U.P.) 2009-10 approved by Stearing Committee on 23-12-2009

S.N.	NAME OF THE DISTRICT	Name of Project	Weightage	No. of MWS	Project Area (ha)	Rainfed Area (ha)	Treatable area proposed for treatment ( excluding reserve forests, etc.) (ha)	Project Cost (Rs. In Lakh)	P.I.A.
1	SAHARANPUR	IWMP-I	85	20	9513	7610	6849	821.88	S.C.Unit of LDWR
2	MUZAFFARNAGAR	IWMP-I	92	21	9715	7772	6995	839.4	S.C.Unit of LDWR
3	BULANSAHAR	IWMP-I	82.5	7	5873	4698	4229	507.48	S.C.Unit of LDWR
4	ETAH	IWMP-I	90	3	5668	4534	4081	489.72	S.C.Unit of LDWR
5	ALIGARH	IWMP-I	96	10	6887	5510	4959	595.08	S.C.Unit of LDWR
6	FARUKHABAD	IWMP-I	95	8	6903	5592	5033	603.96	S.C.Unit of LDWR
7	FATEHPUR	IWMP-I	95	10	7229	5783	5205	624.6	S.C.Unit of LDWR
8	HATHRAS	IWMP-I	97	9	5610	4488	4039	484.68	S.C.Unit of LDWR
9	MEERUT	IWMP-I	95	14	6637	5310	4779	573.48	S.C.Unit of LDWR
10	MURADABAD	IWMP-I	90	5	8584	6867	6180	741.6	S.C.Unit of LDWR
11	RAMPUR	IWMP-I	90	26	9400	7520	6768	812.16	S.C.Unit of LDWR
12	J.P. NAGAR	IWMP-I	96	12	7670	6136	5523	662.76	S.C.Unit of LDWR
13	FIROZABAD	IWMP-I	90	6	7128	5703	5132	615.84	S.C.Unit of LDWR
14	MAINPURI	IWMP-I	95	7	5562	4449	4004	480.48	S.C.Unit of LDWR
15	BADAUN	IWMP-I	73	10	7089	5671	5104	612.48	S.C.Unit of LDWR
16	BAREILLY	IWMP-I	80.5	12	6997	5598	5038	604.56	S.C.Unit of LDWR

.....Cont.



S.N.	NAME OF THE DISTRICT	Name of Project	Weightage	No. of MWS	Project Area (ha)	Rainfed Area (ha)	Treatable area proposed for treatment (excluding reserve forests, etc.) (ha)	Project Cost (Rs. In Lakh)	P.I.A.
17	SHAJHANPUR	IWMP-I	92.50	13	9620	7696	6926	831.12	S.C.Unit of LDWR
18	LAKHIMPURKHIRI	IWMP-I	100	8	9496	7597	6837	820.44	S.C.Unit of LDWR
19	HARDOI	IWMP-I	82.50	11	8008	6407	5766	691.92	S.C.Unit of LDWR
20	UNNAO	IWMP-I	77.5	19	9472	7578	6820	818.4	S.C.Unit of LDWR
21	RAIBAREILLY	IWMP-I	88	13	8876	7101	6391	766.92	S.C.Unit of LDWR
22	KANNAUJ	IWMP-I	95	12	6929	5543	4989	598.68	S.C.Unit of LDWR
23	<b>AURIYA</b>	IWMP-I	90	11	8579	6863	6177	741.24	S.C.Unit of LDWR
24	KANPUR NAGAR	IWMP-I	90	9	9300	7440	6696	803.52	S.C.Unit of LDWR
25	PRATAPGARH	IWMP-I	72.50	11	9286	7429	6686	802.32	S.C.Unit of LDWR
26	KAUSAMBI	IWMP-I	100	9	7120	5696	5126	615.12	S.C.Unit of LDWR
27	BARBANKI	IWMP-I	78	18	9984	7987	7188	862.56	S.C.Unit of LDWR
28	FAIZABAD	IWMP-I	71	18	7089	5671	5104	612.48	S.C.Unit of LDWR
29	AMBEDKARNAGAR	IWMP-I	73	8	7063	5650	5085	610.2	S.C.Unit of LDWR
30	SULTANPUR	IWMP-I	88	7	9849	7879	7091	850.92	S.C.Unit of LDWR
31	SIDDARTH NAGAR	IWMP-I	78	9	9319	7455	6710	805.2	S.C.Unit of LDWR
32	BASTI	IWMP-I	105	5	6348	5079	4571	548.52	S.C.Unit of LDWR
33	SANKABIRNAGAR	IWMP-I	75	2	5091	4073	3666	439.92	S.C.Unit of LDWR
34	GORAKHPUR	IWMP-I	87.5	6	5107	4085	3677	441.24	S.C.Unit of LDWR
35	KUSHINAGAR	IWMP-I	77.5	7	8144	6515	5864	703.68	S.C.Unit of LDWR
36	DEORIA	IWMP-I	83	5	5978	4782	4304	516.48	S.C.Unit of LDWR
37	AZAMGARH	IWMP-I	90	6	9498	7598	6839	820.68	S.C.Unit of LDWR
38	GHAZIPUR	IWMP-I	90	2	5977	4782	4304	516.48	S.C.Unit of LDWR
39	S.T. RAVIDAS NAGAR	IWMP-I	100	6	7059	5647	5082	609.84	S.C.Unit of LDWR
40	MIRZAPUR	IWMP-I	81	10	5831	4665	4198	503.76	S.C.Unit of LDWR
	<b>TOTAL :-</b>			<b>405</b>	<b>305488</b>	<b>244459</b>	<b>220015</b>	<b>26401.8</b>	

.....Cont.

# 1a(3)- 31. Projects (IWMP) of the 21 Districts (U.P.) 2009-10 approved by steering committee on 10.03.10

S. No.	Names of Districts	Name Of Project	Weightage	No. Of MWS	Project Area (Geo Area) (ha)	Rainfed Area (ha)	Treatable area Proposed for treatment (excluding) reserve forests etc ha..	Project Cost (Rs. In Lakh)	P.I.A
1	2	3	4	5	6	7	8	9	10
1	Bijnor	IWMP-I	92.50	15	6148	4243	3812.00	457.44	S.C. Unit of LDWR
		IWMP-II	92.50	11	5427	3742	3375.00	405.00	S.C. Unit of LDWR
2	Bagpat	IWMP-I	102.50	9	4759	3438	3094.00	371.28	S.C. Unit of LDWR
		IWMP-II	102.50	5	7961	5752	5176.00	621.12	S.C. Unit of LDWR
3	Pilibhit	IWMP-I	87.50	11	8747	6773	6096.00	731.52	S.C. Unit of LDWR
4	Sitapur	IWMP-I	70.00	2	5854	2763	2487.00	298.44	S.C. Unit of LDWR
		IWMP-II	70.00	3	9760	4608	4147.00	497.64	S.C. Unit of LDWR
5	Lucknow	IWMP-I	73.00	13	5097	4078	3670.00	440.40	S.C. Unit of LDWR
		IWMP-II	73.00	8	4777	3805	3425.00	411.00	S.C. Unit of LDWR
6	Allahabad	IWMP-I	100.00	9	4962	3970	3573.00	428.76	S.C. Unit of LDWR
		IWMP-II	100.00	6	4889	3910	3519.00	422.28	S.C. Unit of LDWR
7	Srawasti	IWMP-I	90.00	9	6530	5224	4701.00	564.12	S.C. Unit of LDWR
8	Balrampur	IWMP-I	90.00	5	6523	5480	4932.00	591.84	S.C. Unit of LDWR
		IWMP-II	90.00	13	4515	3980	3582.00	429.84	S.C. Unit of LDWR
9	Gonda	IWMP-I	92.50	4	7987	6390	5751.00	690.12	S.C. Unit of LDWR
10	Mahrajganj	IWMP-I	92.50	7	8499	6799	6119.00	734.28	S.C. Unit of LDWR

. . . . .Cont.

S. No.	Names of Districts	Name Of Project	Weightage	No. Of MWS	Project Area (Geo Area) (ha)	Rainfed Area (ha)	Treatable area Proposed for treatment (excluding reserve forests etc ha..)	Project Cost (Rs. In Lakh)	P.I.A
11	Mau	IWMP-I	82.50	7	7650	6024	5900.00	708.00	S.C. Unit of LDWR
12	Ballia	IWMP-I	84.50	7	7469	5975	5378.00	645.36	S.C. Unit of LDWR
13	Jaunpur	IWMP-I	72.50	12	8107	6486	5837.00	700.44	S.C. Unit of LDWR
14	Sonbhadra	IWMP-I	110.00	15	7424	5885	5297.00	635.64	S.C. Unit of LDWR
15	Mathura	IWMP-I	77.50	6	7450	5550	5000	600.00	S.C. Unit of LDWR
16	Agra	IWMP-I	88.00	10	4194	3200	2900	348.00	S.C. Unit of LDWR
		IWMP-II	88.00	6	4096	3565	3250	390.00	
		IWMP-III	88.00	9	4893	4235	3850	462.00	S.C. Unit of LDWR
17	Etawah	IWMP-I	95.00	13	8288	5880	5292	635.04	S.C. Unit of LDWR
18	Kanpur Dehat	IWMP-II	90.00	8	6317	5250	4725	567.00	S.C. Unit of LDWR
19	Bahraich	IWMP-I	72.50	3	7051	4298	4000	480.00	S.C. Unit of LDWR
		IWMP-II	72.00	3	4194	3800	3500	420.00	S.C. Unit of LDWR
20	Chandauli	IWMP-I	90.00	3	5656	5000	4500	540.00	S.C. Unit of LDWR
21	Varanasi	IWMP-I	75.00	5	8160	5051	4600	552.00	S.C. Unit of LDWR
		IWMP-II	75.00	4	4342	3085	2900	348	S.C. Unit of LDWR
	<b>Total</b>	31		<b>241</b>	<b>197727</b>	<b>148239</b>	<b>134388</b>	<b>16126.56</b>	

.....Cont.

**1a(4)- 27 Projects (IWMP) of the 07 Districts (Bundelkhand Region of U.P.) 2009-10 approved by Steering Committee on 28-01-10**

S. No.	Names of Districts	Name Of Project	Weightage	No. Of MWS	Project Area (Geo Area) (ha)	Rainfed Area (ha)	Treatable area Proposed for treatment (excluding) reserve forests etc ha..	Project Cost (Rs. In Lakh)	P.I.A
1	2	3	4	5	6	7	8	9	10
1	JHANSI	IWMP-1	97.00	8	6882	6395	6194	743.28	S.C. Unit of LDWR
		IWMP-2	97.00	9	7269	6760	6540	784.80	S.C. Unit of LDWR
		IWMP-3	97.00	6	5331	5062	4816	577.92	S.C. Unit of LDWR
2	LALITPUR	IWMP-1	105	7	4731	4140	3850	462.00	S.C. Unit of LDWR
		IWMP-2	105	6	4550	3985	3700	444.00	S.C. Unit of LDWR
		IWMP-3	105	11	7676	7100	5000	600.00	S.C. Unit of LDWR
		IWMP-4	105	10	7805	7153	5000	600.00	S.C. Unit of LDWR
3	JALAUN	IWMP-1	92.50	5	5645	4748	4500	540.00	S.C. Unit of LDWR
		IWMP-2	92.50	6	5893	5050	4600	552.00	S.C. Unit of LDWR
		IWMP-3	92.50	5	5230	4395	4200	504.00	S.C. Unit of LDWR
		IWMP-4	92.50	7	5306	4450	4300	516.00	S.C. Unit of LDWR
		IWMP-5	92.50	7	5872	4798	4578	549.36	S.C. Unit of LDWR
4	HAMIRPUR	IWMP-1	92	9	6122	5397	5020	602.40	S.C. Unit of LDWR
		IWMP-2	92	7	5874	5174	4817	578.04	S.C. Unit of LDWR
		IWMP-3	92	7	5879	5186	4820	578.40	S.C. Unit of LDWR
									. . . . .Cont.



<b>S. No.</b>	<b>Names of Districts</b>	<b>Name Of Project</b>	<b>Weightage</b>	<b>No. Of MWS</b>	<b>Project Area (Geo Area) (ha)</b>	<b>Rainfed Area (ha)</b>	<b>Treatable area Proposed for treatment (excluding) reserve forests etc ha..</b>	<b>Project Cost (Rs. In Lakh)</b>	<b>P.I.A</b>
<b>1</b>	<b>2</b>	<b>3</b>	<b>4</b>	<b>5</b>	<b>6</b>	<b>7</b>	<b>8</b>	<b>9</b>	<b>10</b>
5	MAHOBA	IWMP-1	95	11	7722	6178	5560	667.20	S.C. Unit of LDWR
		IWMP-2	95	8	6055	5570	5020	602.40	S.C. Unit of LDWR
		IWMP-3	95	7	5000	4600	4150	498.00	S.C. Unit of LDWR
		IWMP-4	95	6	6230	5730	5160	619.20	S.C. Unit of LDWR
		IWMP-5	95	7	5620	5170	4660	559.20	S.C. Unit of LDWR
		IWMP-6	95	7	6340	5830	5250	630.00	S.C. Unit of LDWR
		IWMP-7	95	7	6634	6099	5493	659.16	S.C. Unit of LDWR
6	BANDA	IWMP-1	102.50	9	7349	6582	5590	670.80	S.C. Unit of LDWR
		IWMP-2	102.50	11	6841	6157	5210	625.20	S.C. Unit of LDWR
7	CHITRAKOOT	IWMP-I	107.5	14	9200	7360	6624	794.88	S.C. Unit of LDWR
		IWMP-2	112.50	10	6380	5680	5150	618.00	S.C. Unit of LDWR
		IWMP-3	112.50	10	6199	5220	5198	623.76	S.C. Unit of LDWR
		27		217	169635	149969	135000	16200.00	

## **1b(1)- Status of implementation of IWMP- 2009-10**

- *Joint accounts in the name of Chief Development Officer & Project Director of DRDA have been opened.*
- *Govt. of India has released Rs. 22.68 Crores out of total projects cost of Rs. 587.2836 Crores for implementation of IWMP for the project area of 489403 ha. in 68 Districts of the State for 2009-10.*
- *The amount received from Govt. of India Rs. 22.68 Crores has been released to respective districts & Rs. 11.63 lac has been spent for Capacity Building & training of 140 Officers & Staff.*
- *The amount Rs. 5.27 Cr. Received as Institutional fund from GOI, Rs. 21.00 lacs has been spent in Institutional & Administrative strengthening.*
- *The amount of Rs. 9.033 Cr., yet to be released from Govt. of India for 22 Districts (21 Districts of Slide-1a(3) and district Farukhabad).*
- *APC (Govt of U.P.) has already requested for release of balance funds i.e. 14% of sanctioned projects.*
- *DPR & Annual Action Plan (AAP) are under process.*
- *EPA undertaken & plans are under process.*

***1b(2)- For Capacity Building Training Institutes of State, Divisional, District level are identified as follows -***

(For Senior and Middle level Officers )

<b>S. No.</b>	<b>Name of the Training Institute</b>	<b>Area(s) of specialization</b>
<b>1</b>	National Institute of Rural Development Hyderabad. (NIRD)	Watershed & Extension Management
<b>2</b>	National Institute of Agricultural Extension Management (MANAGE) Hyderabad	Extension Management
<b>3</b>	Central Soil & Water Conservation Research & Training Institute Dehradun.	Soil & Water Conservation & social capacity Building .
<b>4</b>	National Research centre for Agro forestry (NRCF)	Agro forestry.
<b>5</b>	C.S.C.Research and Training Centre, Chhalesar Agra	Technical, Soil & water cons & Social
<b>6</b>	I.G.F.R.I. Jhansi	Fodder & Forest
<b>7</b>	I.I.M Lucknow	Social and HRD

## State & District Level Training Institutes- For Middle & Grass Root Officials

S. No.	Name of the Training Institute	Area(s) of specialization
1	State Institute of Rural Development (SIRD) Bakshi ka Talab Lucknow	Technical, Soil & water cons & Social
2	Water & land Management Inst.(WALMI) Lucknow.	Soil & Water Management & Social capacity Building
3	State Institute of Agriculture Management, Rehman Khera, P.O. Kakori, Lucknow	Soil & Water Management
4	U.P.L. D.W.R Training Institute Belikala Lucknow	Technical, Soil & water cons & Social capacity Building
5	Agriculture School, Gorakhpur	Agriculture & Watershed Development
6	Agriculture School, Jhansi	Agriculture & Watershed Development
7	Agriculture School, Bulandsahar	Agriculture & Watershed Development
8	Soil Conservation Training Centre, Muzaffarabad, Saharanpur.	Soil & Water Conservation



<b>S. No.</b>	<b>Name of the Training Institute</b>	<b>Area(s) of specialization</b>
9	Soil Conservation Training Centre, Mauraipur, Jhansi	Soil & Water Conservation
10	N.D. University of Agriculture & Tech Kumarganj Faizabad	Soil & water cons & Animal husbandry and, Multidicipline
11	S.B.P University of Ag. &Tech. Meerut	Soil & water cons & Social, Multidicipline
12	Centre for Development and Social Studies Lucknow University	Social sector
13	CSA University of Agriculture and Technology, Kanpur.	Soil & Water Management etc.
14	KVK'S of State Universities	Agriculture & Allied
15	Giri Institute of development studies Aligang Lucknow	Social

**1c(1)- Physical target / Planning for Projects to be taken up under IWMP  
during 2010-2011 (Uttar Pradesh)**

S. N.	Name of Districts	Target for Remain ing period of XI Plan 2009 to 2012 (in ha.)	Project Area Sanctio ned for 2009-10 (in ha.)	Project Cost (Rs. in Cr.)	Proposed No of MWS . for 2010-11	Physical Target/ Proposed Project Area for 2010-11 (in ha.)	Proposed project Cost for 2010-11 (in Cr.)	Status of PPR for 2010-11
<b>1</b>	<b>63 Districts</b>	<b>1523421</b>	<b>354403</b>	<b>425.3</b>	<b>817</b>	<b>581379</b>	<b>697.65</b>	Under Process
<b>2</b>	<b>07 Districts Bundelkhand Package</b>	<b>675000</b>	<b>135000</b>	<b>162</b>	<b>435</b>	<b>270157</b>	<b>324.19</b>	Under Process
<b>3</b>	<b>70 Districts</b>	<b>2198421</b>	<b>489403</b>	<b>587.3</b>	<b>1252</b>	<b>851536</b>	<b>1021.84</b>	

# 1c(2)-IWMP-Bundelkhand Package

1- Period of Project – 2009-10 to 2011-12

2- District :- 07 Districts of Bundelkhand

3- Area of the Project:- 6.75 lac. ha.

4- Cost of the Project:-Rs.810.00 Cr.

S.N.	Name of Districts	Annual plan for year 2009-10		Annual plan for year 2010-11		Annual plan for year 2011-12		Total	
		Physical (Area in ha.)	Financial (Rs. In Cr.)	Physical (Area in ha.)	Financial (Rs. In Cr.)	Physical (Area in ha.)	Financial (Rs. In Cr.)	Physical (Area in ha.)	Financial (Rs. In Cr.)
1	Jhansi	17550	21.060	40100	48.120	40100	48.120	97750	117.300
2	Lalitpur	17550	21.060	40100	48.120	40100	48.120	97750	117.300
3	Jalaun	22178	26.614	44357	53.228	44357	53.228	110892	133.070
4	Hameerpur	14657	17.588	40000	48.000	39885	47.862	94542	113.450
5	Mahoba	35293	42.352	41000	49.200	40593	48.712	116886	140.263
6	Banda	10800	12.960	36600	43.920	36600	43.920	84000	100.800
7	Chitrakoot	16972	20.366	28000	33.600	28208	33.850	73180	87.816
	<b>GD Total</b>	<b>135000</b>	<b>162.000</b>	<b>270157</b>	<b>324.188</b>	<b>269843</b>	<b>323.812</b>	<b>675000</b>	<b>810.000</b>
	GOI Share (90%)		145.800		291.770		291.430		729.000
	State Share (10%)		16.200		32.419		32.381		81.000
	<b>GD Total</b>		<b>162.000</b>		<b>324.189</b>		<b>323.811</b>		<b>810.000</b>

Note :-As per GOI direction projects- to be completed by March 2012, but only Rs. 8.748 Cr. has been released against sanctioned amount of Rs. 162.00 Cr. , it is requested to release the balance amount in faster manner.

## B- Pre IWMP (IWDP, DPAP)

### 2- Status of Utilization of funds & pending UC's for funds released upto 31.03.09

#### 2a & c -

Sl. No.	Name of programme	Total funds released upto 31-03-2009 (Rs. in lac)	Total funds utilized upto 31-03-2009 (Rs. in lac)	Unspent Balance as on 01.04.2010 (Rs. In lac)	Amount of last released (Rs. In lac)
1	DPAP	45231.02	44323.37	776.30	2533.26
2	IWDP	35295.55	34092.38	1283.00	4637.99

Sl. No.	Name of programme	Year of Last released	Total UC's due on 31.03.2010 (Rs in lacs)	Total UC's sent to GOI(Rs in lacs)	Balance UC's(Rs in lacs)
1	DPAP	2009-10	45231.02	45231.02	-
2	IWDP	2009-10	35295.55	35205.55	90.00

Note :- Only UC's of Rs. 90.00 lac Unnao IWDP Project IV, is pending due to enquiry



## 2a(2)-Status of Programme wise unspent balance as on 01-04-2010

Name of Programme	Unspent Balance as on 01-04-2010 (Rs. in Lacs)	Unspent Balance as on 01.05.2010 (Rs. in Lacs)	Reason for delay (Rs. in Lacs)
DPAP	Rs. 776.30	Rs. 535.70	203.36 in Jan.10 120.36 in Feb.10 429.26 in March 10 released by GOI
IWDP	Rs. 1283.00	Rs. 1060.32	136.23 in Jan.10 1159.11 in Feb.10 188.79 in March 10 released by GOI

# 2a(3)- Details of Projects & Districts-wise Unspent Balance as on 01-04-2010 *IWDP*

Sl. No.	Name of Districts/Projects	Amount (in lakh Rs.)
1	Mirzapur-2	7.95
2	Sitapur-2	12.72
3	Sitapur-3	1.13
4	Sitapur-4	0.80
5	Sitapur-5	1.29
6	Pilibhit-1	28.34
7	Pilibhit-2	6.00
8	Shahjahanpur-1	4.59
9	Shahjahanpur-3	0.54
10	Shahjahanpur-4	6.50

<b>Sl. No.</b>	<b>Name of Districts</b>	<b>Amount (in lakh Rs.)</b>
11	<b>Banda-1</b>	<b>8.25</b>
12	<b>Banda-2</b>	<b>2.53</b>
13	<b>Banda-3</b>	<b>5.10</b>
14	<b>Allahabad-2</b>	<b>1.10</b>
15	<b>Allahabad-4</b>	<b>8.85</b>
16	<b>Allahabad-5</b>	<b>5.60</b>
17	<b>Allahabad-6</b>	<b>5.25</b>
18	<b>Allahabad-7</b>	<b>6.00</b>
19	<b>Badaun-1</b>	<b>14.83</b>
20	<b>Badaun-2</b>	<b>11.98</b>
21	<b>Badaun-3</b>	<b>12.00</b>

<b>Sl. No.</b>	<b>Name of Districts</b>	<b>Amount (in lakh Rs.)</b>
22	<b>Barabanki-1</b>	<b>102.55</b>
23	<b>Barabanki-2</b>	<b>31.15</b>
24	<b>Saharanpur -1</b>	<b>0.96</b>
25	<b>Muzaffarnagar-1</b>	<b>1.90</b>
26	<b>Hardoi-1</b>	<b>30.00</b>
27	<b>Hardoi-3</b>	<b>45.00</b>
28	<b>Hardoi-4</b>	<b>45.00</b>
29	<b>Mahoba-2</b>	<b>31.34</b>
30	<b>Mahoba-3</b>	<b>46.05</b>
31	<b>Kaushambi-1</b>	<b>8.85</b>

<b>Sl. No.</b>	<b>Name of Districts</b>	<b>Amount (in lakh Rs.)</b>
32	<b>Etawah-1</b>	<b>30.00</b>
33	<b>Etawah-2</b>	<b>6.15</b>
34	<b>Etawah-3</b>	<b>4.73</b>
35	<b>Etawah-4</b>	<b>6.58</b>
36	<b>Pratapgarh-2</b>	<b>1.37</b>
37	<b>Pratapgarh-3</b>	<b>6.00</b>
38	<b>Pratapgarh-4</b>	<b>8.75</b>
39	<b>Firozabad-2</b>	<b>7.30</b>
40	<b>Firozabad-3</b>	<b>20.57</b>
41	<b>Firozabad-4</b>	<b>29.46</b>
42	<b>Mirzapur-3</b>	<b>0.32</b>
43	<b>Mirzapur-4</b>	<b>1.26</b>
44	<b>Mirzapur-5</b>	<b>32.61</b>
45	<b>Agra-3</b>	<b>2.44</b>

<b>Sl. No.</b>	<b>Name of Districts</b>	<b>Amount (in lakh Rs.)</b>
46	<b>Agra-5</b>	<b>7.75</b>
47	<b>Raibareilly-2</b>	<b>3.00</b>
48	<b>Raibareilly-3</b>	<b>45.76</b>
49	<b>Faizabad-3</b>	<b>34.04</b>
50	<b>Kannauj-1</b>	<b>1.11</b>
51	<b>Kannauj-2</b>	<b>6.73</b>
52	<b>Kannauj-3</b>	<b>4.67</b>
53	<b>Jhansi-6</b>	<b>24.91</b>
54	<b>Aurriya-2</b>	<b>33.76</b>
55	<b>Moradabad-1</b>	<b>1.25</b>

<b>Sl. No.</b>	<b>Name of Districts</b>	<b>Amount (in lakh Rs.)</b>
56	<b>Bijnaur-1</b>	<b>44.21</b>
57	<b>Bijnaur-2</b>	<b>17.91</b>
58	<b>Unnao-4</b>	<b>46.65</b>
59	<b>Khiri-3</b>	<b>25.76</b>
60	<b>Khiri-4</b>	<b>29.83</b>
61	<b>Khiri-5</b>	<b>28.75</b>
62	<b>Bareilly-1</b>	<b>10.14</b>
63	<b>Bareilly-2</b>	<b>9.37</b>
64	<b>Mainpuri-2</b>	<b>41.52</b>
65	<b>Maharajganj-1</b>	<b>20.21</b>
66	<b>Fatehpur-2</b>	<b>22.76</b>

<b>Sl. No.</b>	<b>Name of Districts</b>	<b>Amount (in lakh Rs.)</b>
67	<b>Ambedkar Nagar-2</b>	<b>1.03</b>
68	<b>Etah-1</b>	<b>30.86</b>
69	<b>Etah-2</b>	<b>30.16</b>
70	<b>Gazipur-1</b>	<b>25.64</b>
71	<b>Gorakhpur-1</b>	<b>33.86</b>
72	<b>Gorakhpur-2</b>	<b>40.22</b>
73	<b>Mathura-2</b>	<b>9.45</b>
	<b>Total</b>	<b>1283.00</b>



## 2a(4)- Details of Districts-wise Unspent Balance of DPAP as on 01-04-2010

Sl. No.	Name of Districts	Amount (in lakh Rs.)
1	Lalitpur	0.10
2	Jhansi	2.36
3	Jalaun	116.97
4	Hameerpur	18.00
5	Mahoba	21.37
6	Banda	188.39
7	Chitrakoot	6.94
8	Balrampur	180.12
9	Bahraich	87.80
10	Shrawasti	1.82
11	Sitapur	2.67
12	Khiri	2.13
13	Allahabad	5.10
14	Mirzapur	78.45
15	Sonbhadra	64.08
	<b>Total</b>	<b>776.30</b>

2b(1)-

# STATUS OF DPAP PROJECTS

• Total no's. of Projects sanctioned	1777
• No's of Projects completed	1246
• No's. of Projects foreclosed	101
• No's. of Projects in which 100% funds released upto 2009-10	1246
• No's. of ongoing projects	430
• Central Assistance due in 2010-11 for balance projects	Rs. 1752.00 lac.

## 2b(2)

# STATUS OF IWDP PROJECTS

• Total no's. of Projects sanctioned	130
• No's. of Projects completed	16
• No's. of Projects foreclosed	14
• No's. of Projects in which 100% funds released upto 2009-10	73
• No's. of ongoing projects	27
• Central Assistance due in 2010-11 for balance projects	Rs. 1220.17 lac.

## 2d- Timeline for submission of pending UC's

Enquiry of Unnao has been completed & pending UC's of Unnao IWDP project-IV will be submitted till end of June 2010.

# 3- Online progress report

- (a)- All QPR & MPR are regularly submitted-online by concerned DRDA's to GOI.
- (b)- All MPR has been submitted online to GOI.

Thanks