

Most Immediate

F. No. Z-11011 / 10 / 2016 – PPC (Pt.)
Government of India
Ministry of Rural Development
Department of Land Resources

Block No. 11, 6th Floor,
CGO Complex, Lodhi Road,
New Delhi-110003

Dated April 11, 2017

To,

The Chairman,
All SLNA (except Goa),
(as per list).

Subject: Qualitative and Timely / Early Completion of Watershed Development Projects

- Strengthening of Monitoring Mechanisms
- Reporting Status on Completed Projects

Reference: D.O. No.Z-11011/10/2016-PPC (Pt) dated 02.02.2017

Sir,

A kind reference is invited to the letter in reference (copy enclosed) on qualitative and timely completion of 8214 projects sanctioned during 2009-10 to 2014-15 under the Watershed Development Component (WDC) of the Pradhan Mantri Krishi Sinchayee Yojana (PMKSY). 1324 projects were sanctioned in 2009-10. The upper ceiling of 7 years for these projects is expected to end during the various months of 2016-17, depending upon the corresponding month of sanction / initiation. Also some of the 1865 and 1898 projects sanctioned during 2010-11 and 2011-12 respectively are likely to be in Consolidation & Withdrawal Phase.

2 It is imperative that continuous priority is given to getting the projects completed in a qualitative and time bound manner, at the earliest possible and exceptional exceptions excepted, positively within the upper limit of 7

years. It is expected that relevant administrative, financial and technical rules have been followed and completion of each and every component as approved in the Detailed Project Report (DPR) and expenditure as envisaged in para 67 of the Guidelines is ensured by resorting to optimum use of available budgetary support and other resources from the pertinent Central and State schemes that are feasible and appropriate to be implemented in the watershed development projects and fit into the schematic design with emphasis on convergence and prioritization of projects / project activities as discussed in the Conference of Chief Executive Officers of State Level Nodal Agency (SLNA) held on 6-7 January 2017.

3 In order to expedite completion of projects State Government was also requested (vide letter in reference) *inter alia* that projects sanctioned in the later years in the period 2009-10 to 2014-15 where steps have not been initiated to prepare the DPRs may be kept at a lower priority or even kept in abeyance for the present; projects in which DPRs have not been finalized and works / activities have not been initiated in the field may be accorded lower priority; and projects indicating sub-optimal outcomes may be reviewed for deciding on the appropriateness and quantum of further spendings including option of foreclosure as per the rules and with competent approval (without compromising on the productive use and sustainability of the monies already spent) in order to ensure consolidation of gains derived from funds already utilized.


4 While ensuring timely completion remains in focus, continuous efforts also need to be made towards strengthening institutional structure and monitoring mechanisms at all levels. Quantitative and qualitative assessment of work and addressing the shortcomings as evidenced *inter alia* through the dedicated geo-spatial portal (SRISHTI) & the related mobile app (DRISTHI) as well as other monitoring mechanism are needed. SLNAs need to ensure that geo-coded & time-stamped photographs of all assets created are uploaded to monitor the progress. Arrangements may please be made to inform percentage of assets with geo-coded & time-stamped photographs uploaded in relation to the assets planned for implementation as on 18.4.2017. In addition the effective use of IWMP-MIS and third-party monitoring at all levels need immediate attention to reflect / assess the

progress of work in the fields. Making available various documents relating to the programme like guidelines and instructions, DPR, etc in vernacular language at the Watershed Committee office or any other suitable location is reiterated. These steps are essential to ensure transparency and objectivity in project implementation as well as authentication of completion of projects. CEO, SLNA may also be advised to ensure that the funds allotted for monitoring (1% of the project cost) are properly utilized.

5 Arrangements may also be made for reporting details of completed projects immediately so as to reach this Department on or before 18.04.2017 (as per proforma enclosed). As discussed in the Conference of Chief Executive Officers of SLNA held on 6-7 January 2017 and following the consultative process with CEO, SLNA an apt low-cost / cost-effective formal closure protocol is under finalization for reporting of closure of projects.

Encl. 2/a.

Yours faithfully,


(G. Sajeevan)

Deputy Director General (Watershed Management)

Tel. No. 24360692

Copy to: The Chief Executive Officer, SLNA of all States (except Goa)

FORM

State:

District:

Block:

Project ID :

Date of project initiation:

Date of project completion:

Approved project cost (Rs. in lakh):

Actual expenditure (Rs. in lakh):

Summary of project activities implemented:

Sl. No.	Work/ Activity	Work Sub Category	Details	
			Unit	Quantity
01	NRM works:			
(i)	Land Development (Productive use)	(a) Afforestation	ha	
		(b) Horticulture	ha	
		(c) Agriculture	ha	
		(d) Pasture	ha	
		(e) Wasteland developed	ha	
			
(ii)	Soil & Moisture Conservation	(a) Trench	m	
		(b) Field Bunds	m	
		(c) Terrace	ha	
			
(iii)	Vegetative and Engineering Structure	(a) Checks & Plugs	nos.	
		(b) Gabion structure	nos.	
			
(iv)	Water Harvesting Structure (New created)	(a) Farm ponds	nos.	
		(b) Check dams	nos.	
		(c) Nallah Bunds	nos.	
		(d) Percolation tanks / Ground water recharge structure	nos.	

			
(v)	Water Harvesting Structure (Old rejuvenated)	(a) Farm ponds	nos.	
		(b) Check dams	nos.	
		(c) Nallah Bunds	nos.	
		(d) Percolation tanks / Ground water recharge structure	nos.	
			
02	Production system & micro-enterprises	Production system & micro-enterprises	1.	
			2.	
			3.	
			
03	Livelihood activities	Self Help Groups	nos.	
04	Others			
	Summary:			
	Total rainwater harvesting structures created		nos.	
	Total rainwater harvesting structures rejuvenated		nos.	
	Additional area brought under protective irrigation		ha	
	Number of farmers benefitted		nos.	
	Direct employment created		mandays	



भारत सरकार
ग्रामीण विकास मंत्रालय.

भूमि संसाधन विभाग

ब्लॉक नं० ११, ६वां मंज, सी०जी०एम० कॉम्प्लेक्स, लोधी रोड, नई दिल्ली-११०००३

GOVERNMENT OF INDIA
MINISTRY OF RURAL DEVELOPMENT
DEPARTMENT OF LAND RESOURCES
Block No. 11, 6th Floor, CGO Complex, Lodhi Road,
New Delhi-110003

D.O No. Z-11011/10/2016-PPC(Pl.)

Dated : 2nd February, 2017

To:

The Chief Secretaries of all States(except Goa).

Subject: Qualitative and Timely Execution of Watershed Development Projects

- Optimal Utilization of Budgetary Support
- Convergence with Central and State Schemes
- Prioritization of Projects / Project Activities.

Sir,

1. Under the Watershed Development Component (WDC) of the Pradhan Mantri Krishi Sinchayee Yojana (PMKSY) 8214 projects covering an area of 39.07 million hectare were sanctioned during 2009-10 to 2014-15. Details are given in **Annexure-I**. WDC-PMKSY projects aim to ensure holistic and sustainable improvements in the watershed areas, including enhancements in water and soil conservation, productivity of land (in particular of rainfed cultivated areas and culturable wastelands) and livelihood and income potentials.

2. The projects are being implemented by the State Department / Agencies as per the concerned State Government's technical, administrative and financial rules and in accordance with the Common Guidelines for Watershed Development Projects.

3. The logical and appropriate steps as necessary need to be immediately adopted as an integral part of Project Implementation to ensure that the projects are completed in a qualitative and timely manner within the normative period of 4 to 7 years. Details of projects in the (a) Preparatory phase, (b) Works phase and (c) Consolidation phase are given in **Annexure-II**.

Contd...2

4. On receipt of the Central share, the State share is to be released, without delay, so that the budgetary support is put to immediate productive use and the release of subsequent installments of Central share is not impeded.
5. To optimize resources, the pertinent Central and State schemes that are feasible and appropriate to be implemented in the watershed development projects and fit into the schematic design and detailed project reports of the projects may be identified and the mechanisms for converging their implementation in the watershed areas may be duly imbibed in the implementation strategy for the projects. Funding from the "Other Interventions" component of PMKSY (Per Drop More Crop) may also be explored where feasible.
6. A suitable Convergence Matrix inclusive of both Central and State schemes may be prepared for each project under implementation, latest by the end of March 2017.
7. The fund utilization against the budgetary support has to be prioritized, both in respect of projects and works / activities within individual projects.
8. The prioritization of projects for channelizing the available funds may be undertaken with the approval of the PMKSY State-level Sanctioning Committee under the Chief Secretary. The following may *inter alia* also be kept in view:
 - (a) Projects at an advanced stage of implementation, and especially the projects in the Consolidation phase of implementation, may be accorded higher priority.
 - (b) Projects sanctioned in the later years in the period 2009-10 to 2014-15 where steps have not been initiated to prepare the DPRs may be kept at a lower priority or even kept in abeyance for the present. Like-wise projects in which DPRs have not been finalized and works / activities have not been initiated in the field may be accorded lower priority. DPRs are yet to be prepared for 1774 projects, details of which are given in **Annexure-III**.
 - (c) Projects indicating sub-optimal outcomes may be reviewed for deciding on the appropriateness and quantum of further spendings. They may also be considered for foreclosure as per the rules and with competent approval (without compromising on the productive use and sustainability of the monies already spent).
9. The prioritization of works / activities within the individual projects may be undertaken with the approval of the State level Nodal Agency under the Secretary


Contd...3

in-charge of WDC-PMKSY. Though broadly desirable to take up all the works activities included in the DPR, priority may be given to such items which have maximum utility and impact towards the targeted outcomes, especially sustainable enhancements in water and soil conservation, productivity of land and livelihood and income potentials.

10. Manpower and other resources for project implementation may be rationalized and put to optimal productive use. Wherever feasible and appropriate, the manpower and other resources at the ground level may be suitably shared between more than one project.

11. Prioritization should also result in consolidation of gains derived from funds already utilized.

12. It is requested that steps as appropriate and feasible along the above lines as well as otherwise deemed fit for qualitative and timely completion of the projects may be immediately firmed-up and suitable instructions may kindly be issued to the State Department / Agencies implementing the watershed development projects.



(G. Sajeevan)
Deputy Director General (Watershed Management)

Tel. No. 24360692

E-Mail : g.sajeevan@nic.in


Copy to: The Chairman, SLNAs of all States except Goa (as per standard list).

Copy


2/2
(G. Sajeevan)
SSR

ANNEXURE-I

Details of Projects Sanctioned under Watershed Development Component of the Pradhan Mantri Krishi Sinchayee Yojana

S. No.	State	2009-10		2010-11		2011-12		2012-13		2013-14		2014-15		Total	
		No. of projects	Project cost (Rs. in crore)	No. of projects	Project cost (Rs. in crore)	No. of projects	Project cost (Rs. in crore)	No. of projects	Project cost (Rs. in crore)	No. of projects	Project cost (Rs. in crore)	No. of projects	Project cost (Rs. in crore)	No. of projects	Project cost (Rs. in crore)
1	Andhra Pradesh	62	330.42	97	502.06	102	528.68	56	303.81	56	322.66	59	302.37	432	2290.00
2	Bihar	0	0.00	0	0.00	40	230.15	24	177.21	26	199.73	33	234.44	123	841.53
3	Chhattisgarh	41	253.54	71	357.76	69	358.61	27	159.09	29	218.76	26	170.11	263	1517.87
4	Gujarat	151	930.11	141	917.77	138	921.85	59	408.68	60	417.04	61	426.74	610	4022.19
5	Haryana	0	0.00	0	0.00	47	215.44	13	74.24	15	76.44	13	71.13	88	437.25
6	Himachal Pradesh	36	305.74	44	356.47	30	222.86	21	150.98	15	105.91	17	118.88	163	1259.94
7	Jammu & Kashmir	0	0.00	0	0.00	41	269.18	43	283.85	46	251.14	29	175.56	159	979.73
8	Madhya Pradesh	20	141.39	22	116.44	45	247.33	30	228.95	27	208.55	27	200.04	171	1142.70
9	Karnataka	119	632.68	127	705.13	116	714.66	68	425.29	63	419.29	78	426.00	571	3324.45
10	Kerala	0	0.00	26	203.97	15	106.86	20	137.18	10	69.26	12	22.27	83	589.54
11	Madhya Pradesh	116	805.21	99	657.32	111	783.30	37	252.63	73	513.23	81	556.42	517	3568.11
12	Manipur	243	1255.08	370	2023.16	215	1194.80	120	682.64	116	665.21	122	696.60	1186	6517.49
13	Odisha	65	403.17	62	419.88	68	455.97	39	316.39	38	299.25	38	296.84	310	2191.50
14	Punjab	0	42.36	13	63.95	14	80.66	12	55.78	14	80.07	8	54.79	67	377.61
15	Rajasthan	162	1294.83	213	1746.48	229	1819.99	145	1051.58	135	993.11	141	986.62	1025	7892.61
16	Tamil Nadu	50	312.07	62	373.19	56	325.31	32	205.84	39	235.16	31	191.62	270	1643.19
17	Telangana	48	237.71	74	390.98	71	367.86	46	210.89	41	374.38	50	260.45	330	1742.27
18	Uttar Pradesh	60	419.98	183	1076.46	174	951.58	64	381.62	67	399.69	58	354.37	612	3583.70
19	Uttarakhand	0	0.00	39	295.78	18	142.48	8	54.62	0	0.00	0	0.00	65	492.88
20	West Bengal	0	0.00	0	0.00	77	423.18	42	246.63	44	226.35	0	0.00	163	896.16
N.E. States															
21	Assam	13	102.38	32	136.50	41	186.60	28	109.50	26	91.50	16	75.90	156	701.48
22	Assam	57	274.30	86	444.02	83	454.71	54	265.50	45	249.23	47	258.33	372	1946.11
23	Manipur	0	0.00	27	192.12	33	255.48	15	103.74	13	93.04	14	90.75	102	735.13
24	Meghalaya	18	45.00	29	78.00	14	56.25	12	58.31	11	53.61	12	60.82	96	351.99
25	Mizoram	16	93.65	16	98.82	17	108.14	15	88.72	14	86.67	11	84.87	89	560.87
26	Nagaland	22	158.59	19	124.62	20	129.00	17	103.50	20	119.40	13	79.80	111	714.91
27	Sikkim	3	21.75	3	21.05	3	21.30	2	10.42	0	0.00	4	23.55	15	98.07
28	Tripura	10	45.42	10	45.04	11	45.18	17	65.33	8	53.22	9	66.02	65	320.31
Total		1324	8105.38	1865	11346.97	1898	11616.81	1066	6612.12	1051	6721.91	1010	6336.39	8214	50739.58

Handwritten signature/initials.

Details of Projects in the (a) Preparatory Phase, (b) Works Phase and (c) Consolidation Phase (as on 30.11.2016)

Details of Projects in the (a) Preparatory Phase, (b) Works Phase and (c) Consolidation Phase (as on 30.11.2016)																								
State		2009-10			2010-11			2011-12			2012-13			2013-14			2014-15							
		Preparatory Phase	Works Phase	Consolidation Phase	Total	Preparatory Phase	Works Phase	Consolidation Phase	Total	Preparatory Phase	Works Phase	Consolidation Phase	Total	Preparatory Phase	Works Phase	Consolidation Phase	Total	Preparatory Phase	Works Phase	Consolidation Phase	Total			
1	Andhra Pradesh	0	62	0	62	0	97	0	97	0	102	0	102	0	56	0	56	59	0	0	59			
2	Arunachal Pradesh	0	0	13	13	0	32	0	32	0	41	0	41	0	28	0	28	26	16	0	16			
3	Assam	0	57	0	57	0	86	0	86	0	83	0	83	0	54	0	54	45	0	0	45			
4	Bihar	0	0	0	0	0	0	0	0	0	40	0	40	0	24	0	24	26	0	0	26			
5	Chhattisgarh	0	41	0	41	0	71	0	71	0	69	0	69	0	27	0	27	29	0	0	29			
6	Gujarat	0	97	54	151	0	141	0	141	0	138	0	138	0	59	0	59	60	0	0	60			
7	Haryana	0	0	0	0	0	0	0	0	0	47	0	47	0	13	0	13	15	0	0	15			
8	Himachal Pradesh	0	36	0	36	0	44	0	44	0	30	0	30	0	21	0	21	15	0	0	15			
9	Jammu & Kashmir	0	0	0	0	0	0	0	0	0	41	0	41	0	43	0	43	5	41	0	46			
10	Jharkhand	0	20	0	20	0	22	0	22	0	45	0	45	0	30	0	30	27	0	0	27			
11	Karnataka	0	119	0	119	0	127	0	127	0	116	0	116	0	68	0	68	63	0	0	63			
12	Kerala	0	0	0	0	0	26	0	26	0	15	0	15	0	20	0	20	10	0	0	10			
13	Madhya Pradesh	0	36	79	116	0	86	6	99	0	107	0	111	0	37	0	37	73	0	0	73			
14	Maharashtra	0	239	0	243	0	359	0	370	0	214	0	215	0	120	0	120	116	0	0	116			
15	Manipur	0	0	0	0	0	27	0	27	0	33	0	33	0	15	0	15	13	0	0	13			
16	Meghalaya	0	0	18	18	0	29	0	29	0	14	0	14	0	12	0	12	11	0	0	11			
17	Mizoram	0	0	16	16	0	16	0	16	0	17	0	17	0	15	0	15	14	0	0	14			
18	Nagaland	0	0	22	22	0	19	0	19	0	20	0	20	0	17	0	17	20	0	0	20			
19	Odisha	0	0	65	65	0	62	0	62	0	68	0	68	0	39	0	39	38	0	0	38			
20	Punjab	0	6	0	6	0	13	0	13	0	14	0	14	0	12	0	12	14	0	0	14			
21	Rajasthan	0	30	132	162	0	213	0	213	0	229	0	229	0	145	0	145	135	0	0	135			
22	Sikkim	0	3	0	3	0	3	0	3	0	3	0	3	0	2	0	2	0	0	0	0			
23	Tamil Nadu	0	50	0	50	0	62	0	62	0	56	0	56	0	32	0	32	0	39	0	39			
24	Telangana	0	37	10	48	0	69	5	74	0	70	0	71	0	46	0	46	37	0	0	37			
25	Tripura	0	0	10	10	0	6	4	10	0	11	0	11	0	17	0	17	0	8	0	8			
26	Uttarakhand	0	0	0	0	0	36	0	39	0	18	0	18	0	8	0	8	0	0	0	0			
27	Uttar Pradesh	0	0	66	66	0	163	20	183	158	0	174	64	0	64	0	64	67	0	0	67			
28	West Bengal	0	0	0	0	0	0	0	0	0	77	0	77	0	42	0	42	44	0	0	44			
Total		0	833	485	1324	3	1758	83	1865	161	1715	0	1898	513	553	0	1066	903	144	0	1051	1010	0	1010

Annexure-I

W

ex

Annexure-III

Details of DPRs yet to be prepared (as on 30.11.2016)

S. No.	State	2011-12	2012-13	2013-14	2014-15	Total
1	Andhra Pradesh	0	0	0	59	59
2	Bihar	0	0	26	33	59
3	Chhattisgarh	0	3	29	26	58
4	Gujarat	0	0	0	61	61
5	Haryana	0	0	15	13	28
6	Himachal Pradesh	0	0	15	17	32
7	Jammu & Kashmir	0	0	0	29	29
8	Jharkhand	0	0	5	27	32
9	Karnataka	0	1	63	78	142
10	Kerala	0	0	0	2	2
11	Madhya Pradesh	4	3	25	39	71
12	Maharashtra	0	9	48	114	171
13	Odisha	0	0	38	38	76
14	Punjab	0	0	0	8	8
15	Rajasthan	1	1	133	141	276
16	Tamil Nadu	0	0	0	0	0
17	Telangana	0	0	0	50	50
18	Uttar Pradesh	121	64	67	58	310
19	Uttarakhand	0	0	0	0	0
20	West Bengal	0	42	44	0	86
North-Eastern States						0
21	Arunachal Pradesh	5	4	26	16	51
22	Assam	0	0	45	47	92
23	Manipur	0	0	13	14	27
24	Meghalaya	0	0	0	12	12
25	Mizoram	0	0	0	11	11
26	Nagaland	0	0	0	13	13
27	Sikkim	3	2	0	4	9
28	Tripura	0	0	0	9	9
Grand Total		134	129	592	919	1774

DPRs of all the 1324 projects sanctioned during 2009-10 and 1865 projects sanctioned during 2010-11 have been completed